





















Year 5

The Egyptians

Key Vocabulary

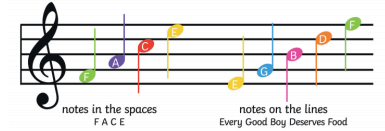
	Motif	A short repeating pattern.
	Unison	To do the same thing at the same time.
	Feature	An important part of something.
	Ensemble	A group of musicians who perform together.
	Composition	A piece of music someone has created.
	Melody	The main part of a song, we call it a 'tune'.
	Stave	The five lines upon which musical notes and symbols are written.
	Minor Key	Notes that when used together sound sad.

Note Lengths

 1/2 a beat  **quaver**
 1 beat  **crochet**
 2 beats  **minim**
 3 beats  **dotted minim**
 4 beats  **semibreve**

What I need to know:

- ✧ Notes can go either on or between the lines.
- ✧ Notes move up the stave as the **pitch** of the note gets higher.
- ✧ Musicians know what **pitch** to play by looking at the position of the note on the stave.



Skills I can show:

- I can sing in time and in tune with other people.
- I can improvise my own piece of music using my voice and body.
- I can play a melody by reading pitch notation.
- I can use symbols to notate my composition.

Pulse

The steady beat you feel in the music.

Rhythm

A regular pattern of sound.

Pitch

How high or low a sound is.

Tempo

The speed of the music.

Timbre

The unique sound of different instruments.

Dynamics

How loud or quiet a sound is.

Texture

Different layers of music.

Structure

The way music is organised.

Notation

Symbols used to represent music played or sung.